



Knowledge FOr Resilient soCiEty

Katarina Holla
***RISK ASSESSMENT AND
TREATMENT IN ACCIDENTS
PREVENTION***

The European Commission support for the production of this publication does not constitute an endorsement of the contents which reflects the views only of the authors, and the Commission cannot be held responsible for any use which may be made of the information contained therein.



UNIVERSITY OF ŽILINA
Faculty of Security Engineering

Co-funded by the
Erasmus+ Programme
of the European Union



University of Žilina in Žilina, Slovakia



[https://www.youtube.com/watch?v=F
Tn9no1i8Vs](https://www.youtube.com/watch?v=F
Tn9no1i8Vs)

Technological development

- Every manufacturing enterprise, service company, or transporter wants to be successful.
- Technological progress brings mankind face to face with sophisticated and dangerous technologies which can be a source of dangerous situations or industrial accidents.
- The manufacturing enterprises working with risk technologies have to deal with systematic and complex risk management.



AND THEN?

*Industrial accidents
happen...*

Top 10 industrial accidents

Can you name some of them?



- In Europe, the catastrophic accident in the Italian town of **Seveso in 1976** prompted the adoption of legislation on the prevention and control of such accidents.
- The so-called **Seveso-Directive** (Directive 82/501/EEC) was later amended in view of the lessons learned from later accidents such as Bhopal, Toulouse or Enschede resulting into **Seveso-II** (Directive 96/82/EC).
- In 2012 **Seveso-III** (Directive 2012/18/EU) was adopted taking into account, amongst others, the changes in the Union legislation on the classification of chemicals and increased rights for citizens to access information and justice.



Industrial Accidents prevention in European Union

The European Union has been solving the society-wide area of preventing the major industrial accident which can threaten the environment and life, health and the property of the EU citizens through its centres :

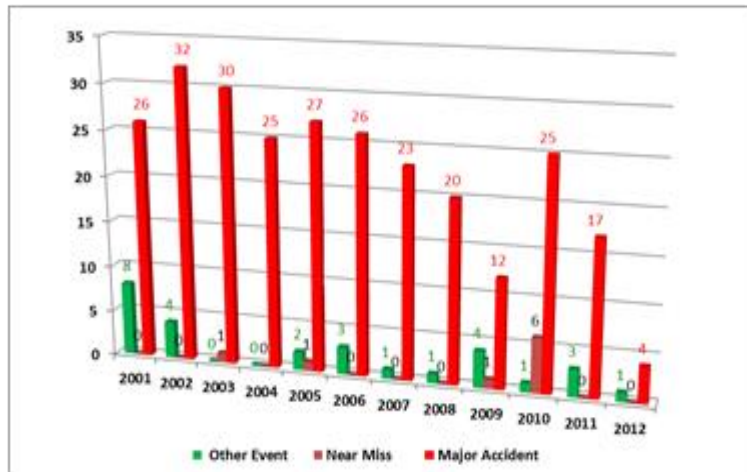
- *Join Research Centre* (<https://ec.europa.eu/jrc/en>)
- *Major Accident Hazards Bureau* (<http://actionguide.info/m/orgs/385/>).

Databases:

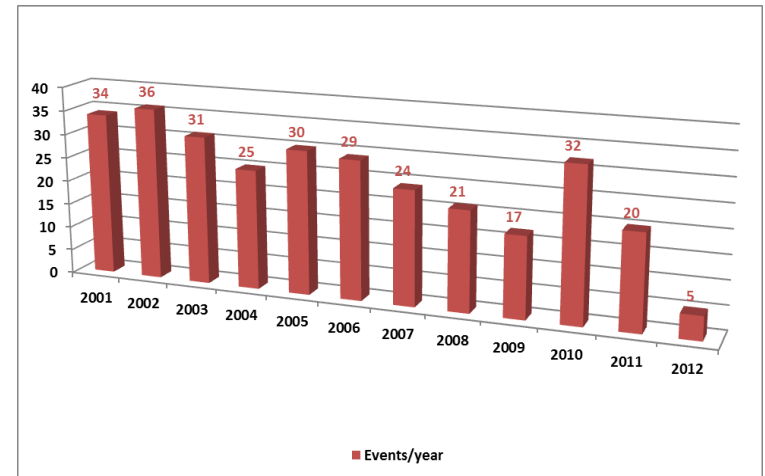
- *eMARS* - The purpose of the eMARS is to facilitate exchange of lessons learned from accidents and near misses involving dangerous substances in order to improve chemical accident prevention and mitigation of potential consequences. (<https://emars.jrc.ec.europa.eu/en/emars/content>)
- *SPIRS* - (Seveso Plants Information Retrieval System) (<https://publications.europa.eu/en/publication-detail/-/publication/919764ca-a426-11e7-9ca9-01aa75ed71a1/language-en/format-PDF>)



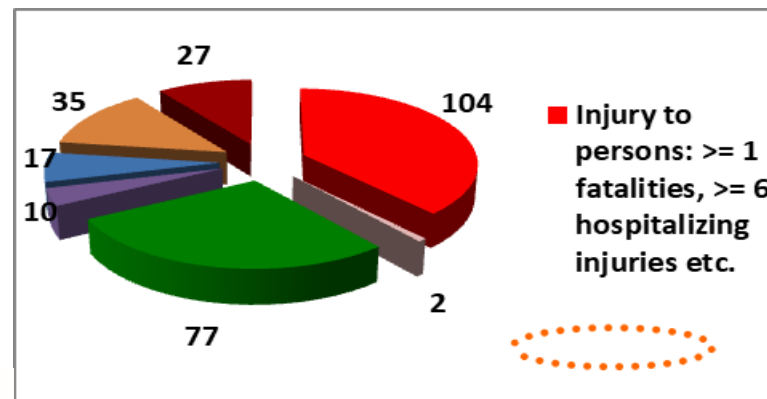
Events in eMARS



Events types in eMARS 2001-2012



No. of events 2001- 2012



Reasons for reporting

Industrial Accident in Bhopal

Bhopal Accident

- 2.12.1984
- Union Carbide pesticide plant in Bhopal, India
- highly toxic gas called methyl isocyanate



<https://www.youtube.com/watch?v=HZirRB32qzU>

<https://www.youtube.com/watch?v=lwPSDMUtNmK>

<https://www.youtube.com/watch?v=FdyBy2s9I5c>

Case study - Industrial Accident in Bhopal

According to video please write down these issues related to Bhopal disaster:

- Causes.
- Consequences on people.
- Consequences on property.
- Consequences on environment.

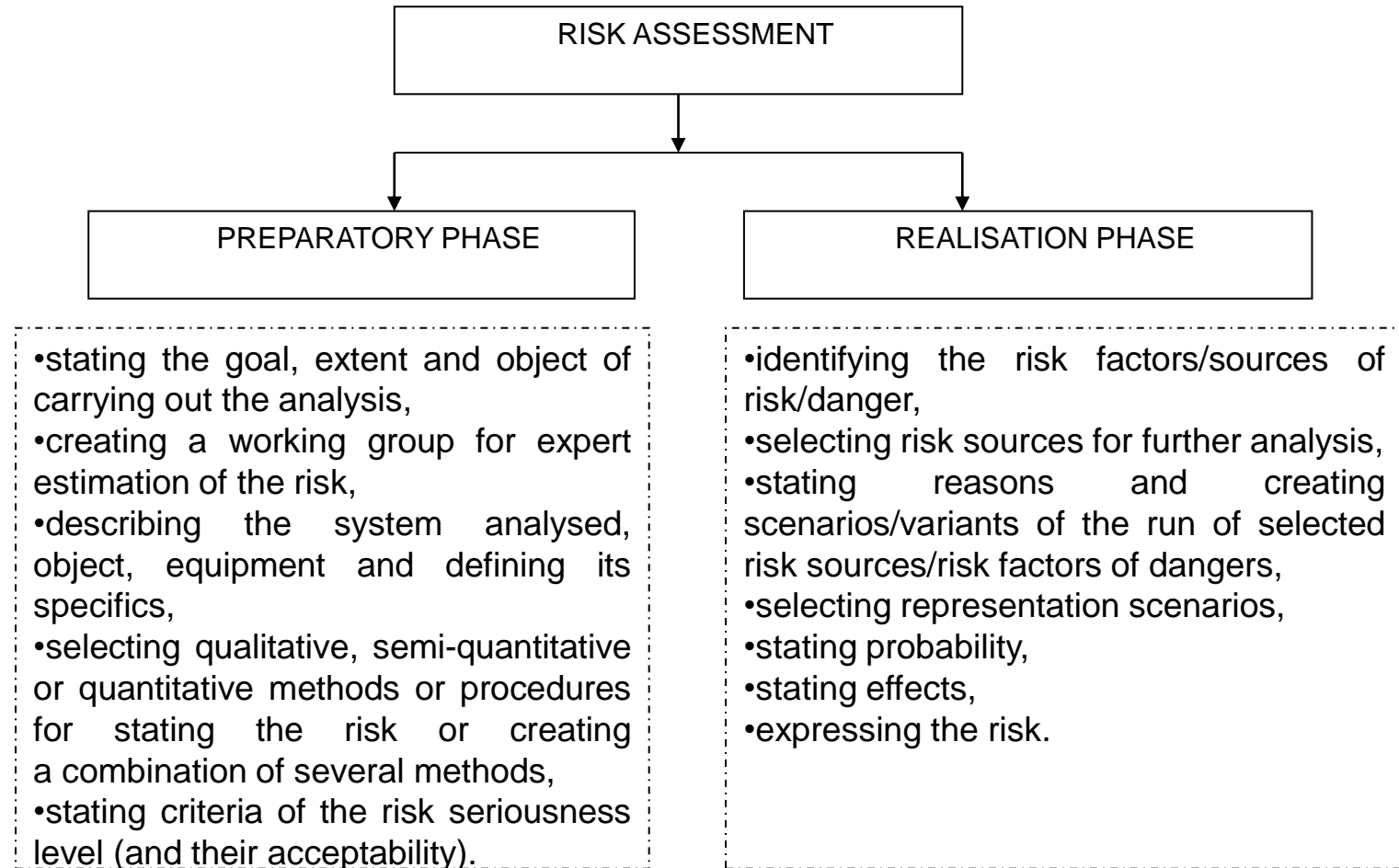
<https://www.youtube.com/watch?v=HZirRB32qzU>

<https://www.youtube.com/watch?v=lwPSDMUtNmK>

*HOW TO PREVENT
INDUSTRIAL ACCIDENTS...?*

RISK ASSESSMENT OF INDUSTRIAL PROCESSES

Try to find out all risks that should lead to industrial accident



RISK ASSESSMENT OF INDUSTRIAL PROCESSES

Realising the risk assessment requires the presence of at least two persons, i.e. the **decision-maker and the analyst**. The following questions are to be answered in the phase of planning the analysis:

- What do you want to know (to what questions do you want to get an answer) and why?
- What assumptions (estimations) are acceptable?
- What is the time framework for realising the risk assessment?
- Who will join the process?



It is difficult to **characterise the person** of the analyst who should assess and analyse. Several character properties and professional qualities are introduced in the text which continues. His/her person should fulfil these **attributes**:

- creative thinking,
- reliability,
- deliberation,
- the ability to communicate,
- partial mathematical thinking,
- a team spirit,
- impartiality.



Methods for Risk Assessment

Currently there are several systematic approaches which the experts implement into practice, e.g.:

- Probability approach PRA, PSA,
- Quantitative approach QRA, CPQRA,
- Complex approach MOSAR,
- Complex approach ARAMIS,
- QRA and risk analysis software - Phast and Safeti.

In the framework of the aforementioned approaches the individual steps make use of the principles of the following selected methods:

- FTA,
- ETA,
- Bow-tie diagram,
- HAZOP, HAZAN,
- What if analysis, Ishikaw diagram,
- FMEA, Check-list analysis,
- PHA.



Identifying the risk factors/ the risk source/the danger

This phase consists of identifying the following risk factors:

- the list of selected hazardous substances (SHS) (comparison with reference values),
- identifying dangerous devices.



Stating the causes and creating the scenarios

The identified SHS and devices are subsequently attached to critical events:

- Decomposition,
- Explosion,
- Materials set in motion – entrainment by air,
- Materials set in motion – entrainment by liquid,
- Start of fire,
- Crack of casing in vapour phase,
- Crack of casing in liquid phase,
- Leak from liquid pipe,
- Leak from gas pipe,
- Catastrophic crack,
- Vessel collapse,
- Roof collapse.



Bow-tie diagram



Stating the probability

Based on the created bow-ties for the stated critical event it is necessary to determine the probability/frequency of the **causalities which are on the FTA side**. The partial frequencies/probabilities of causes are written directly into the created software and relations according to the Boolean algebra re-calculate the frequencies which enter other knots. Also the probability/frequency and barriers in every branch are mutually in an interaction.



Stating the consequences and impacts

- In the end, the **impacts of an accident are determined** (based on the created bow-ties). Before we define them, it is necessary to simulate **the development of the crisis phenomenon** by appropriate software for us to find out the extent of the hit area.
- The impact classification is based on the assessment of the **effects on human targets and effects on the environment**.



Expressing the risk (stating the risk and determining the risk perception acceptability)

In the end it is necessary to identify if the stated risk value is acceptable or not. In the Slovak Republic we stated these values as the individual and social risks.

- **Individual risk** - is the annual risk of death or serious injury to which specific individuals are exposed.
- **Social risk** - which is expressed as the relationship between the probability of a catastrophic incident, expressed as the average frequency with which it can be expected to occur, and its consequences.



Practical activity

Please use the method Ishikawa diagram to identify causes for industrial accident related to:


- Human factor.
- Technical issues.
- Environment.



Conclusion

The risk assessment of the technological processes in the industrial environment, i.e. the subject of this educational paper is an area which is highly actual nowadays both from the point of view of the scientific knowledge and the social practice. The technological processes having at disposal hazardous substances are potential threats for the employees, the public, environment and property. Therefore it is inevitable to pay increased attention to their prevention.





Thank you
for your attention

Contact info about the presenter:

Knowledge FOR Resilient soCiEty